




• The Rhythm of... •
CONTINUED





Lesson Goal

Using the rhythm language you created in last week's lesson, you will composed a 16-beat rhythm. When you finish, it will sound kind of like a rap.

Composing with your rhythm language

These are the words I chose for my note values last week.
On the next slide, I will put them together to make a rap.
Yours will be 16 beats, but mine is just 8 beats as an example.



FRIES



MILKSHAKE



CHICKEN NUGGETS



HAMBURGER



CHILI DOG

Two ways
to start>>>

You can compose with the words and then add the notes.
OR

You can compose with the notes and then add the words.
(That's kind of fun because the rap is a surprise!)

Remember that each one gets one beat.

If you want, you can also incorporate quarters rests:











A little rap...

I decided to start with the words.
When I say it aloud, it sounds like a fast food rap.

MILKSHAKE	HAMBURGER	CHICKEN NUGGETS	FRIES
HAMBURGER	FRIES	<i>(shh)</i>	CHILI DOG

Adding the notes...

I was happy with the way my rap sounded, so I filled in the matching note values for each word.

			
MILKSHAKE	HAMBURGER	CHICKEN NUGGETS	FRIES
			
HAMBURGER	FRIES	(shh)	CHILI DOG

