



# ● The Rhythm of... ●

CONTINUED!





# Lesson Goal

Using the rhythm language you created in last week's lesson, you will composed an 8-beat rhythm. When you finish, it will sound like a rap.

# Composing with your rhythm language

These are the words I chose for my note values last week.  
On the next slide, I will put them together to make an 8-beat rap.



FRIES



MILKSHAKE



CHICKEN NUGGETS

**Two ways  
to start>>>**

You can compose with the words and then add the notes  
OR you can compose with the notes and then add the words.

Remember that each one gets one beat.









# A little rap...

I decided to start with the words. When I say it aloud, it sounds like a fast food rap.

MILKSHAKE	MILKSHAKE	CHICKEN NUGGETS	MILKSHAKE
FRIES	CHICKEN NUGGETS	MILKSHAKE	FRIES

# Adding the notes...

I was happy with the way my rap sounded, so I filled in the matching note values for each word.

			
MILKSHAKE	MILKSHAKE	CHICKEN NUGGETS	MILKSHAKE
			
FRIES	CHICKEN NUGGETS	MILKSHAKE	FRIES

# Printable Worksheet

Please send your completed work to  
[leah.inger@k12.dc.gov](mailto:leah.inger@k12.dc.gov).

**A** \_\_\_\_\_ **Rap**  
(your category)

Write your rhythm words in the smaller boxes in the order you choose, and then fill in the matching note values in the boxes above.

OR

For a surprise rap, put a note value in each box and then fill in your matching words below.

Then, practice clapping and saying your rap with a steady beat!
